

# Uses & Applications

Water Ionizer / Electrolyzer:

Level uk Kangen 8

# U & A

(Information) 2025 Phase.  
2025© Water Education - Telluricaquarian

**Telluricaquarian™**  
Tech. Design & Water

**Telluricaquarian.com**  
ALL COPYRIGHT BELONGS TO THE RESPECTIVE OWNER



# What You Can Do w/ Kangen

## U & A of Kangen Water

- Bug Spray Repellant, Sunburn, Pain, Bug Bites, Swelling

Spray or soak areas with towel soaked in 11.5pH and keep wet by adding small amounts of 11.5pH to the towel for a minimum of 30 minutes twice a day. It works even better if done for 1 hour twice daily

- Heart Burn, Indigestion, Food Poisoning, Stomach Flu

Drink 1/4 cup (or 60ml) of fresh 11.5pH immediately followed by 25 ounces (740ml) of 9.5pH then do not eat or drink anything for 45 minutes. Repeat the next day only if necessary.

- Stroke

Drink 11.5pH with chemotherapy. The benefits are that side effects are lessened, it reverses metabolic acidosis, and the antioxidants are good for any point in chemotherapy. Apply 11.5pH on the skin twice a day for burns due to chemotherapy

- Fruits & Vegetables

Soak in 11.5pH for a minimum of 5 minutes to emulsify and clean off pesticides, then rinse with 9.5pH. Clean and revitalise.

- Ice Cubes

Make ice cubes with 11.5pH to help off-set acidic drinks like soda and coffee.



# What You Can Do w/ Kangen

## U & A of Kangen Water

- **Stains On Clothes, Rugs, Carpets**

Use 11.5pH as a degreaser for any type of cleaning. Clean oil based stains by soaking the area and letting sit for 10-20 minutes and then blot out of carpets or wash clothes by following number 18 of this document.

- **Clean Oven, Clogged Sinks, Tubs**

Clean oven with scratch pad and 11.5pH. Replaces chemical cleaner when dissolving grease and grime in the kitchen. Use instead of chemical product for clogged sinks and bathtubs.

- **Polish Silver**

Soak silver in 11.5pH and polish

- **Paint Thinner**

After using oil based paints, use 11.5pH to clean up

- **Digestion**

Drink 1 ounce (30ml) of 11.5pH 45 minutes before meals to enhance digestion. Don't drink anything during the meal and 30 minutes after.

- **Steam Or Blanch Veggies**

Use 11.5pH to enhance the flavour when making steam or blanch vegetables.

- **Clothes, Linen Spray**

Mix 11.5pH with a few drops of essential oils in a spray bottle. Use as refreshing linen spray



# What You Can Do w/ Kangen

## U & A of Kangen Water

- **Soups**

Cook all soups with 9.5pH Kangen Water™ for more flavour.

- **Stir Fry**

Stir fry with 9.5pH to steam.

- **Weight Loss**

Drink a glass of 9.5pH Kangen Water™ when you're thinking about having a snack. Wait 30 minutes and if you're still hungry eat the snack. Most people are so dehydrated that their first mechanism is to think they are hungry and really they just need water

- **Grey Hair**

Drinking Kangen Water™ 9.5pH can often return original hair colour due to the cells repairing

- **Arthritis, Gout, Soreness, Tissue Injuries**

Since high alkalinity draws out acids, you can use the 11.5pH to soak in to 'pull out' acids associated with inflammation, injury and pain.

- **Hangovers, Migraines**

11.5pH can prevent hangovers, drink several ounces as soon as you feel the migraine coming on

- **Chemotherapy**

Drink 11.5pH with chemotherapy. The benefits are that side effects are lessened, it reverses metabolic acidosis, and the antioxidants are good for any point in chemotherapy. Apply 11.5pH on the skin twice a day for burns due to chemotherapy





# What You Can Do w/ Kangen

## U & A of Kangen Water

- **Rice, Beans Legumes,**

Soak in 11.5pH for 5-10 minutes and rinse clean with low flow 9.5pH. Soak dried beans and pees for 1 hour to speed up cooking.

- **Meat**

Soak all in 11.5pH for 5-10 minutes for cleaning and tenderizing.

- **Laundry Soap**

Use 1-2L of 11.5pH per load in place of laundry soap. Works beautifully for greasy smells like Fast-Food restaurant work clothes. Add a few drops of essential oils for a fresh smell.

- **Goo Gone**

Use 11.5pH to remove greasy, gooey, gummy, sticky problems

- **Sprouting**

Soak nuts, seeds or grains in 11.5pH for 1 hour to speed up sprouting.

- **Salad**

Add 1 tbs of 11.5pH to salad dressings to keep the oil emulsified.

- **Fish, Chicken**

Soak fish and chicken in 11.5pH to clean and tenderize.

- **Soap & Lotions**

Use 11.5pH to emulsify oils for making soaps and lotions

- **Dark Clothing Dye**

Use 11.5pH to dye dark colored clothing.

- **Detox**

Soak your feet in 11.5pH for 20 minutes one or more times a week to aid your body's detoxification process.

- **9.5pH Kangen Water (ideal drinking water)  
please refer to benefits page.**



# What You Can Do w/ Kangen

## U & A of Kangen Water

- Vision

Drinking Kangen Water™ 9.5pH can improve vision.

- Spider Veins


Drinking Kangen Water™ 9.5pH can over time improve spider veins due to the cells repairing.

- Aromatherapy, Spritzer

Put any herb like rosemary or lavender in a spray bottle filled with Kangen Water™ 9.5pH, let set for a couple of hours and use as a spritzer in your house for aromatherapy and an air freshener

- Coffee, Tea

Make coffee and tea with Kangen Water™ 9.5pH to increase flavours, colours, nutritional value, and decrease the acidity of coffee.





# What You Can Do w/ Kangen

## U & A of Kangen Water

- **Pets**

Use Kangen Water™ as drinking water for pets, they love it!

- **Cooking**

Use Kangen Water™ as cooking liquid for potatoes, grains, dried beans or peas, pasta, etc. to increase flavour and alkalinity

- **Broth**

Use Kangen Water™ as the cooking liquid for broth to extract the maximum vitamins and minerals from the vegetables and meats

- **Plants**

Water seedlings or sick plants with Kangen Water™.

- **Meals**

Drink with meals only if necessary. (It is not recommended to drink water 30 minutes before a meal and up to 45 minutes after eating in order for the body to digest the food correctly.)

- **Baby Formula**

Use Clean Water 7.0pH for making baby formula.

- **Medication**

Drink Clean Water 7.0pH with fast dissolving medication.  
(Kangen Water™ would dissolve them too quickly and could diminish their effect.)



# What You Can Do w/ Kangen

## U & A of Kangen Water

- **Rashes, Diaper Rash**

Spray 6.0pH on skin to soothe and heal rashes, including diaper rash.

- **Pets**

Bathe pets with 6.0pH for more lustrous coats

- **Plants**

Water indoor and outdoor plants with 6.0pH for vigorous growth. Can revive dying plants.

- **Freezing Food**

Spray 6.0pH on food before freezing (including fish and shrimps) so that food does not lose its flavour.

- **Hardwood Floors, Ceramic Tiles**

Use 6.0pH for polishing and housecleaning (hardwood floors, ceramic tiles, etc.).

- **Lines, Wrinkles**

Mix 6.0pH with essential oils, spray on skin to hydrate, reduce lines and wrinkles, tone skin and produce younger, healthier skin.

- **Microbes**

Pre rinse or spray all fruits, veggies and meat with 2.5pH and let sit for 1 minute before soaking in 11.5pH (see number 14-17-26). This will eliminate all microbes, MRSA and infections.

- **Disinfecting**

Use 2.5pH for disinfecting anything instead of using chemical unhealthy products.





# What You Can Do w/ Kangen

## U & A of Kangen Water

- **Teeth**

After brushing teeth, gargle with 2.5pH for 1 minute (don't swallow!) and then rinse with Kangen Water™ for 30 seconds to restore the natural pH. This procedure will prevent or resolve periodontal disease and thrush, and avoid root canals. Kills the bacteria that causes gingivitis, and provides a gentle, safe bleaching of the teeth.

- **Vomiting**

Drink 1-2 Tbsp of 2.5pH to stop vomiting.

- **Open Wounds, Burns, Infection**

Hypochlorous acid kills pathogens and bacteria. Use 2.5pH to disinfect and aid in healing cuts, scrapes, burns, etc. Clean twice a day until healed. Do not use any other ointments as they only attract microbes by keeping the area moist and sticky.

- **Sore Throat**

Gargle with 2.5pH 3-4 times a day or put some 2.5pH into a spray bottle and spray into throat.

- **Flowers**

Use Kangen Water™ for vases of cut flowers to extend fresh appearance.

- **Protein Shakes**

Use Kangen Water™ 8.5-9.5pH to make protein shakes. Dissolves the powder more rapidly and absorbs nutrients more efficiently.

- **Drinking Water**

Drink at least 3L of Kangen Water™ everyday. Kangen Water™ is high in molecular hydrogen, antioxidants and minerals. It improves health at every level since day 1 and in the long term by hydrating and repairing each cell of the body down to its DNA.



# What You Can Do w/ Kangen

## U & A of Kangen Water

- **Facial Soap**

Use 6.0pH to clean the face twice a day as a facial soap. Spray on the face after cleaning.

- **Hair Conditioner**

Rinse your hair with 6.0pH after showering or bathing to soften hair instead of conditioner. Try not to use conditioner of any kind as this coats the hair. Makes your hair soft, shiny and healthy. Many users report significant hair re-growth.

- **Skin Toner**

Use 6.0pH as final rinse in shower or bath to tone and firm skin.

- **Anthocyanins**

Use 6.0pH to wash and prepare fruits and veggies containing anthocyanin (plums, grapes, cherries, strawberries, red cabbage, eggplant, soy beans, asparagus...)

- **Fabric Softener**

Use 1 gallon of 6.0pH in the rinse cycle during laundry instead of fabric softener.

- **Eyeglasses**

Use 6.0pH to clean lenses.

- **Replaces Windex**

Beauty Water 6.0pH replaces all window and mirror cleaners.





# What You Can Do w/ Kangen

## U & A of Kangen Water

- **Anti-Bacterial Soap**

Use 2.5pH in place of anti-bacterial soap for a chemical free disinfection.

- **Hard Water Spots, Rust**

Clean hard water spots off chrome and rust off metal with 2.5pH.

- **Facial Lifting & Tightening**

Spray face and neck (not eyes!) with 2.5pH and rub skin upward until dry. Finish by spraying with Beauty Water 6.0pH to tone skin.

- **Infected Sinuses**

Fill up a nasal spray bottle with 2.5pH and a second one with Strong alkaline water 11.5pH. Spray in each nostril and wait 2 minutes, then flush with 11.5pH. Repeat this procedure twice a day for 2 days.

- **Nail Fungus**

Spray or soak in 2.5pH twice a day until healed.

- **Pink Eye**

Spray infected eye several times through the day and it will clear up.



# What You Can Do w/ Kangen

## U & A of Kangen Water

- **Poison Ivy**

Spray 2.5pH on infected area as often as needed. It will slow down itching and dry up poison ivy much quicker.

- **Fever Busters, Cancer Sores**

Spray or gargle with 2.5pH to stop and dry up both.

- **Moles & Warts**

If you see something abnormal on your skin you may want to soak a gauze pad on a band aid with 2.5pH and apply over the area. Change the band aid at least once a day. Often this process requires 30-60 days before seeing results.

- **Menstrual Cup**

Soak your cup in 2.5pH for a few minutes then rinse with clean water (7.0pH). It will disinfect and eliminate odours

- **Hand Sanitizer**

Carry some 2.5pH in a small spray bottle to use as a hand sanitizer.

- **Plants**

Water acid loving plants with 2.5pH 3 times during the growing season to produce vigorous growth and more blossoms

- **Rugs & Carpets**

Use 2.5pH to clean coffee and tea stains from cups.





# What You Can Do w/ Kangen

## U & A of Kangen Water

- **Deodorant**

Spray armpits with 11.5pH (you can add a few drops of essential oils if desired) then spray with 2.5pH to eliminate bacteria.

- **Fleas**

Spray 2.5pH on the fur of pets with fleas. If needed, spray and clean house with 2.5pH to eliminate fleas

- **Plants**

Spray plants with 11.5pH first. Let dry then spray with 2.5pH instead of chemical insect repellent.

- **Acne**

Apply 2.5pH on pimples to eliminate bacteria and viruses and speed up healing

- **Soap Scum**

Spray 2.5pH on tiles to remove soap scum.

- **Limescale**

Detach the shower head and soak in a basin of 2.5pH for at least 30 minutes, then scrub with a medium bristle brush.

- **Bed**

Spray 2.5pH on mattress, pad, blankets and pillows as an anti-microbial. A fine mist is adequate. Allow them to fully dry then follow up with a light misting with your room spray (see number 29).



# How much are you saving?

The estimated savings on cleaning appliances and chemicals by owning a water electrolyzer that produces hypochlorous acid (HOCl) and high-pH (11.5) water can vary depending on several factors:

1. Usage Level: The more frequently you use these solutions for cleaning and disinfecting, the more you save by not purchasing conventional cleaning products.
2. Cost of Traditional Cleaning Products: Depending on your location and cleaning habits, households and businesses spend hundreds to thousands of dollars annually on cleaning products such as all-purpose cleaners, disinfectants, degreasers, and laundry detergents.
3. Initial Investment in Electrolyzer: The cost of the electrolyzer itself can range from \$200 to \$5,000 depending on its size and capacity. This cost is offset by long-term savings on cleaning products.
4. Electricity and Maintenance Costs: Operating the electrolyzer requires electricity and occasional maintenance, but these costs are usually minimal compared to purchasing cleaning products.
5. Environmental Impact and Secondary Savings: Using HOCl and high-pH water reduces the environmental footprint and may lead to secondary savings, such as reduced wear on appliances or surfaces, and potential health benefits from avoiding harsh chemicals.

## Estimated Savings

- Household: A typical household might save **\$200–\$600 annually on cleaning products.**
- Small Business: A small business (e.g., restaurant, gym, daycare) might save **\$1,000–\$3,000 annually due to the high volume of cleaning required.**
- Larger Organizations: Institutions such as hospitals or large offices could **save \$10,000 or more annually.**

## Additional Benefits

- Multipurpose Use: HOCl serves as an effective disinfectant, while high-pH water can degrease, clean, and neutralize oils.
- Reduced Storage Needs: Eliminating the need to store multiple chemical cleaners saves space.
- Eco-Friendly: Produces less waste and reduces plastic bottle consumption.




Product

# Leveluk Kangen 8

Want a Machine?

I will be happy to assist you acquiring this life-changing technology.








Please Contact me via my email or via my social media pages for aid

E: Llewellyn@telluricaquarian.com

S: @thethinkingspirit

\*Disclaimer: Telluricaquarian™ & its subsidiaries do not offer medical, financial, or any other forms of advice, please seek professional consultation.

ews enagic system		1A	2A	3A	4A	5A	6A						
DIRECT SALES	Unit #1		Unit #3		Unit #11		Unit #21		Unit #51		Unit #101		1
	\$340		\$680		\$1020		\$1360		\$1700		\$2040		
INDIRECT SALES	\$340	\$340	\$680	\$680	\$1020	\$1020	\$1360	\$1360	\$1700	\$1700	\$2040	\$2040	2
	\$340		\$680		\$1020		\$1360		\$1700		\$2040		3
	\$340		\$680		\$1020		\$1360		\$1700		\$1700		4
	\$340		\$680		\$1020		\$1360		\$1360		\$1360		5
	\$340		\$680		\$1020		\$1020		\$1020		\$1020		6
	\$340		\$680		\$680		\$680		\$680		\$680		7
	\$340		\$340		\$340		\$340		\$340		\$340		8
©enagicwebsystem.com													

# Uses & Applications

Water Ionizer / Electrolyzer:

Level uk Kangen 8

# U & A

(Information) 2025 Phase.  
2025© Water Education - Telluricaquarian

**Telluricaquarian™**  
Tech. Design & Water

**Telluricaquarian.com**  
ALL COPYRIGHT BELONGS TO THE RESPECTIVE OWNER

